
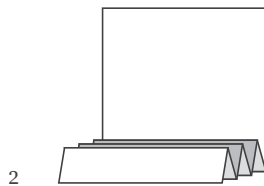




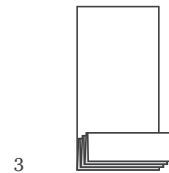
Folding Flair




Open the napkin completely and place it face down on the table. Fold the right side onto the left side.



Now fold the napkin like a fan widthwise beginning at the bottom. Fold three quarters of the napkin. (If you prefer a folding with a standing fan, then fold only a bit more than half of the napkin.)



Fold the napkin. The fan part is facing you.



Arrange the napkin. (Standing fan: Fold the protruding stripe to a small supporting base and put the napkin on a plate.)



Fold the upper corner (with the open sides) to the bottom left corner. The former outer border is now in the pleat. (Standing fan: There is a protruding stripe.)