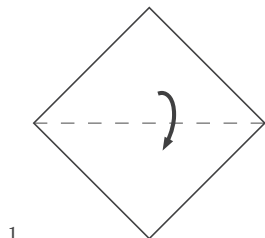


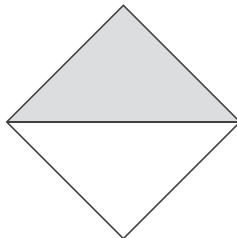


Folding Harmony



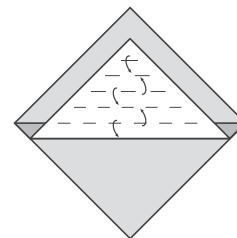
1

Place the napkin with the opened layers to the top. Fold the napkin to a triangle to make a diagonal crease, and unfold it again.



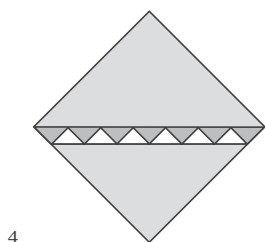
2

Fold the two uppermost napkin layers of the upper half down along the crease.



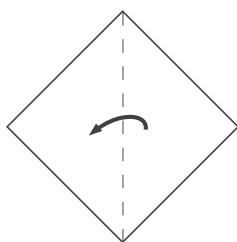
3

Fold these layers like a fan beginning at the middle diagonal.



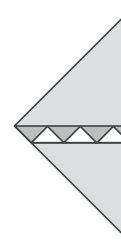
4

The napkin now looks like this.



5

Turn the napkin over and fold it to a triangle.



6

Arrange the folding with the closed sides showing upwards.