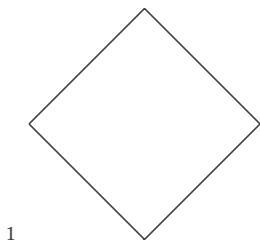


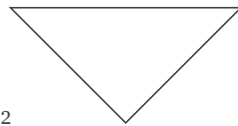


Folding Jelly Bag



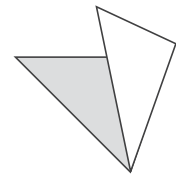
1

Open the napkin completely and place it diagonally face down on the table.



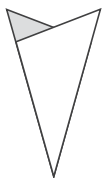
2

Fold the upper side down to a triangle.



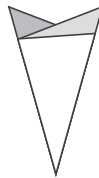
3

Hold the bottom corner and fold the left and right corners at angles across the middle line.



4

The folding now looks like this.



5

Turn the napkin over and open it a bit.



6

Finally, fold the bottom tip simply to the back.