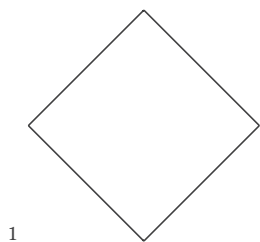


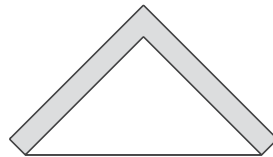


Folding Pocket



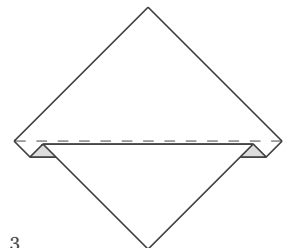
1

Open the napkin completely.



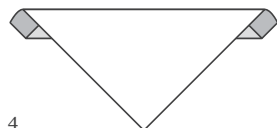
2

Fold the bottom triangle up along a line 2 cm beneath an imaginary diagonal line.



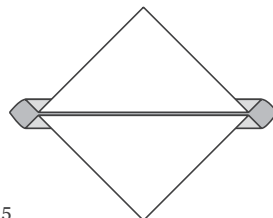
3

Now fold this triangle again downwards along the imaginary diagonal line.



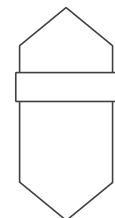
4

Fold the upper part of the napkin onto the lower part.



5

Fold the upper triangle up again along the diagonal line.



6

Fold the left and right corners together to the centre, and turn the napkin over.